

Van Zandt County
Monthly Financial & Investment Report
Month Ending October 31, 2021

TO BE RECORDED IN THE NOVEMBER 24, 2021 MINUTES

OF THE COMMISSIONERS' COURT

BY VAN ZANDT COUNTY CLERK.


SUBMITTED THIS THE 23rd DAY OF NOVEMBER 2021



Kenny Edwards, Treasurer

The Van Zandt County Commissioners' Court, having reviewed the Treasurer's Report as presented, having taken reasonable steps to ensure its accuracy, and based upon presentations of the Treasurer's Office, does hereby approve the Report, subject to the independent auditor's review and does further order that it be filed with the official minutes of this meeting. {LGC 114.026(c)}

In addition, the below signatures affirm that the Treasurers' Report complies with statutes as referenced. {LGC 114.026(d)}S



Don Kirkpatrick, Van Zandt County Judge




Chad LaPrade

Commissioner Precinct #1




Keith Pearson

Commissioner Precinct #3



Virgil Melton, Jr.

Commissioner Precinct #2



Tim West

Commissioner Precinct #4

COMBINED STATEMENT OF CASH POSITION FOR OCTOBER

FUND NAME	CHECKING ACCOUNT	CHECKING AMOUNT	TDOA ACCOUNT	TDOA AMOUNT	FUND TOTAL
2022 010 GENERAL FUND	FIN CLEAR AMERICAN CTY JURY	52,027.93	TDOA MBIA	1,928,308.19	8,017,468.82
2022 012 RESERVE FUNDS	FIN CLEAR	3,411.00	TDOA MBIA	61,362.47	72,556.39
2022 015 SHERIFF CHAPTER 59 FORFEITURE	FIN CLEAR AMERICAN	11,193.92	TDOA MBIA	61,362.47	72,556.39
2022 016 DA FORFEITURE FUND	FIN CLEAR	2,462.94	TDOA MBIA	61,362.47	72,556.39
	ESCROW #1	9,731.87			
	ESCROW #2	6,003.92			
	ESCROW #3				
	ESCROW #4	16,380.56			
	ESCROW #5	99,953.83			
	ESCROW #6	2,000.16			
	ESCROW #7	934.06			
	ESCROW #8	1,032.01			
	ESCROW #9	29,068.60			
	ESCROW #10	5,590.08			
	ESCROW #11				
	ESCROW #12				
	ESCROW #13				
	ESCROW #14				
	ESCROW #15				
	ESCROW #16				
	ESCROW #17	6,482.85			
	ESCROW #18				
	ESCROW #19				
	ESCROW #20				
	ESCROW #21				
	ESCROW #22				
	ESCROW #23				
	ESCROW #24				
	ESCROW #25				
	ESCROW #26				
	ESCROW #27				
	ESCROW #28	2,928.57			
	ESCROW #29				
	ESCROW #30				
	ESCROW #31				
	ESCROW #32				
	ESCROW #33				
	ESCROW #34				
	ESCROW #35				
	ESCROW #36				
	ESCROW #37				
	ESCROW #38				
	ESCROW #39				
	ESCROW #40				
	ESCROW #41				
	ESCROW #42				
	ESCROW #43				
	ESCROW #44				
	ESCROW #45				

FUND NAME	CHECKING ACCOUNT	CHECKING AMOUNT	TDOA ACCOUNT	TDOA AMOUNT	FUND TOTAL
2022 017 BUILDING SECURITY FUND	ESCROW #46				
	ESCROW #47				
	ESCROW #48				
	ESCROW #49				
	ESCROW #50				
	ESCROW #51				
	ESCROW #52				
	ESCROW #53				
	ESCROW #54				
	ESCROW #55				
	ESCROW #56				
	ESCROW #57				
	ESCROW #58				
	ESCROW #59				
	ESCROW #60				
	ESCROW #61				
	ESCROW #62				
	ESCROW #63				
	ESCROW #64				
	ESCROW #65				
	ESCROW #66				
	ESCROW #67				
	ESCROW #68				
	ESCROW #69				
	ESCROW #70				
	ESCROW #71				
	ESCROW #72				
	ESCROW #73				
ESCROW #74					
ESCROW #75					
ESCROW #76					
ESCROW #77					
ESCROW #78					
ESCROW #79					
ESCROW #80					
ESCROW #81					
ESCROW #82					
ESCROW #83					
ESCROW #84					
ESCROW #85					
ESCROW #86					
ESCROW #87					
ESCROW #88					
	FIN CLEAR	640.96			640.96
					183,230.41
2022 017 BUILDING SECURITY FUND	FIN CLEAR	6,969.67	TDOA MBIA	20,020.70	26,990.37
2022 018 JUSTICE COURT BLDG SECURITY FUND	FIN CLEAR	3,222.17	TDOA	9,414.37	12,636.54
2022 019 DA FORFEITURE FUND	ESCROW #13				
	ESCROW #14				
	ESCROW #15				
	ESCROW #16				
	ESCROW #45				
2022 021 ROAD & BRIDGE - PCT. 1	FIN CLEAR	21,026.35	TDOA	67,641.76	

FUND NAME	CHECKING ACCOUNT	CHECKING AMOUNT	TDOA ACCOUNT	TDOA AMOUNT	FUND TOTAL
2022 022 ROAD & BRIDGE - PCT. 2	FIN CLEAR	7,688.99-	TDOA MBIA	1,652.95	1,072,088.83
2022 023 ROAD & BRIDGE - PCT. 3	FIN CLEAR	10,387.70	TDOA MBIA	238,388.08	954,200.28
2022 024 ROAD & BRIDGE - PCT. 4	FIN CLEAR	75,334.79	TDOA MBIA	705,424.50	631,675.86
2022 026 ROAD & BRIDGE - GEN	FIN CLEAR	4,284.83	TDOA MBIA	921.84	5,306.72
2022 035 VICTIM COORDINATOR GRANT	FIN CLEAR	4,013.19-	TDOA MBIA	555,419.23	4,013.19-
2022 036 DA FORFEITURE FUND II	FIN CLEAR	4,826.70	TDOA MBIA	1,021.89	82,064.63
2022 037 CONSTABLE PCT #4 SEIZURE	FIN CLEAR	819.89	TDOA MBIA	77,237.93	4,705.10
2022 040 COUNTY LAW LIBRARY FUND	FIN CLEAR	3,902.81	TDOA MBIA	3,885.21	78,659.29
2022 042 COUNTY FREE LIBRARY	FIN CLEAR	33,048.81	TDOA MBIA	74,756.48	33,048.81
2022 047 DIGITIZE RECORDS	FIN CLEAR	6,392.31	TDOA MBIA	112,987.22	119,379.53
2022 048 SUPPLEMENTAL GUARDIANSHIP	FIN CLEAR	5,408.22	TDOA	34,473.25	39,881.47
2022 049 COUNTY CHILD ABUSE PREVENTION	FIN CLEAR	2,794.36	TDOA	8,287.21	11,081.57
2022 050 COURT RELATED PROGRAMS	FIN CLEAR	2,322.22	TDOA MBIA	8,000.44	10,322.66
2022 052 COUNTY & DISTRICT TECH FUND	FIN CLEAR	3,166.97	TDOA MBIA	4,991.96	8,158.93
2022 053 CAPITALCREDITSECONOMICDEVELOP	FIN CLEAR	125.33	TDOA MBIA	321,677.75	356,825.31
2022 054 DISTRICT CLERK TECHNOLOGY	FIN CLEAR	3,191.24	TDOA	35,022.23	43,242.13
2022 055 CHAPTER 19	FIN CLEAR		TDOA MBIA	40,050.89	
2022 056 COUNTY RECORDS FUND	FIN CLEAR	3,551.39	TDOA MBIA	155,158.52	158,709.91
2022 057 COUNTY CLERK RECORDS FUND	FIN CLEAR	8,949.63	TDOA MBIA	349,023.29	357,972.92

FUND NAME	CHECKING ACCOUNT	CHECKING AMOUNT	TDOA ACCOUNT	TDOA AMOUNT	FUND TOTAL
2022 058 DISTRICT CLERK RECORDS FUND	FIN CLEAR	7,903.43	TDOA	9,437.36	17,340.79
2022 059 COUNTY CLERK ARCHIVE	FIN CLEAR	10,358.65	TDOA	615,938.80	626,297.45
2022 070 PERMANENT IMPROVEMENT FUND	FIN CLEAR		TDOA MBIA		
2022 075 RIGHT-OF-WAY FUND	FIN CLEAR		TDOA MBIA		
2022 084 TAX ANTICIPATION NOTES	FIN CLEAR		TDOA MBIA		
2022 085 DEBT SERVICE FUND	DEBT CI	41,831.02	TDOA MBIA	636,507.97	678,339.13
2022 087 VZC INDIGENT HEALTH PROGRAM	FIN CLEAR	27,201.65	TDOA MBIA	104,192.06	131,393.71
2022 088 SOIL CONSERVATION DIST FUND	FIN CLEAR	2,931.94	TDOA MBIA	64,386.62	67,318.56
2022 090 APPELLATE JUSTICE SYSTEM FUND	FIN CLEAR	420.35	TDOA MBIA	420.35	420.35
2022 095 PAYROLL CLEARING ACCOUNT.	PAYCLEAR	194,039.82	MBIA		194,039.82
2022 096 GEN FIXED ASSETS ACCOUNT GRP			MBIA		
2022 097 LONG TERM DEBT GROUP			MBIA		
2022 131 VAN ZANDT COUNTY JAIL	FIN CLEAR	8,347.42	TDOA MBIA	106,012.68	314,360.10
2022 132 VAN ZANDT COUNTY SHERIFF DEPT	FIN CLEAR	6,231.57	TDOA MBIA	390,000.00	396,231.57
2022 145 SOLID WASTE GRANT	FIN CLEAR				
2022 147 2020 HAVA CARES ACT	FIN CLEAR	1,846.74	TDOA MBIA	15,036.09	16,882.83
2022 400 FRUITVALE 2021 TXCDBG	722048WATER				
2022 401 BENWHEELERWSC	71348911131115				
2022 402 LITTLEHOPEMOOREWSC	7130260813				
2022 540 PRETRIAL SUPERVISION	FIN CLEAR	391.76-	TDOA	125,662.04	125,270.28
2022 541 COMMUNITY SUP & CORRECTIONS	FIN CLEAR	3,525.31	TDOA MBIA	254,669.82	258,195.13
2022 542 ADULT PROBATION CIVIL	FIN CLEAR	7,567.52	TDOA MBIA	51,166.11	370,243.53
				311,509.90	

COMBINED STATEMENT OF CASH POSITION FOR OCTOBER

FUND NAME	CHECKING ACCOUNT	CHECKING AMOUNT	TDOA ACCOUNT	TDOA AMOUNT	FUND TOTAL
2022 543 HIGH RISK SUBSTANCE ABUSE -CFIN CLEAR		628.72-	TDOA MBIA		628.72-
2022 544 HIGH RISK SEX OFFENDER -CCP FIN CLEAR		6,575.80	TDOA		6,575.80
2022 545 GRANT C COMMIT REDUCTION PROFIN CLEAR		1.83			1.83
2022 546 JUVENILE PROBATION FUND	FIN CLEAR	29,993.63	TDOA MBIA	200,000.00	349,993.63
				120,000.00	
2022 547 VZCJPD STATE AID GRANT A	FIN CLEAR	48,507.38	TDOA MBIA		48,507.38
2022 549 VZCJPD - GRANT N	FIN CLEAR	4,481.01	TDOA MBIA		4,481.01
2022 550 D A SUPPLEMENTAL FUND	FIN CLEAR	5,594.36-	TDOA MBIA		5,594.36-
2022 551 VOICES - JUV CJD GRANT	FIN CLEAR		TDOA		
2022 552 ETCOG RESIDENTIAL	FIN CLEAR	2,911.00-			2,911.00-
2022 555 JUVENILE PROBATION INTEREST FIN CLEAR		102.91	TDOA MBIA	24,035.10	24,215.46
				77.45	
2022 556 REGIONAL SERVICE ENHANCEMENTFIN CLEAR		17,159.26			17,159.26
2022 558 GRANT S	FIN CLEAR	34,257.45			34,257.45
2022 559 MENTAL IMPAIRMENT CASELOAD	FIN CLEAR	1,152.92	TDOA MBIA		1,152.92
2022 565 INDIGENT DEFENSE GRANT	FIN CLEAR	11,413.24	TDOA	38,142.64	49,555.88
2022 567 FIRE MARSHAL	FIN CLEAR	8,683.82	TDOA MBIA	177,796.57	296,550.74
				110,070.35	
2022 568 TECHNOLOGY RESOURCES	FIN CLEAR	1.07	TDOA		1.07
2022 569 HAVA ELECTION GRANT	FIN CLEAR	5,304.60	TDOA	15,215.77	20,520.37
2022 570 GOLDEN WATER SUPPLY CORP					
2022 580 D.A. CHECK COLLECTION FUND	FIN CLEAR	242.19	TDOA MBIA	9,680.97	9,923.16
2022 591 CONSTABLE #1 TIEOSE FUND	FIN CLEAR	2,425.54	TDOA MBIA	.33	2,425.87
2022 592 CONSTABLE #2 TIEOSE FUND	FIN CLEAR	2,692.48	MBIA		2,692.48
2022 593 CONSTABLE #3 TIEOSE FUND	FIN CLEAR	1,359.92	MBIA		1,359.92
2022 594 CONSTABLE #4 TIEOSE FUND	FIN CLEAR	37.71	TDOA MBIA	4,905.36	4,943.07

DATE 11/23/2021 TIME 08:13

COMBINED STATEMENT OF CASH POSITION FOR OCTOBER

FUND NAME	CHECKING ACCOUNT	CHECKING AMOUNT	TDCA ACCOUNT	TDCA AMOUNT	FUND TOTAL
2022 595 SHERIFF TLEOSE FUND	FIN CLEAR	3,331.99	TDCA MBIA	9,010.34	12,342.33
2022 596 DA TLEOSE FUND	FIN CLEAR	2,605.29	MBIA		2,605.29
2022 600 JUSTICE COURT TECHNOLOGY FUNDFIN CLEAR		7,738.95	TDCA MBIA	52,690.29	60,429.24
2022 800 CONTRIBUTION RELIEF FUND	FIN CLEAR		TDCA	16,082.93	16,082.93
2022 802 VETERAN'S MEMORIAL WALL FUNDFIN CLEAR			TDCA		
2022 803 HISTORICAL COMMISSION	FIN CLEAR	5,001.85	TDCA	5,286.12	10,287.97
2022 804 VAN TORNADO-ASSISTANCE	FIN CLEAR				
2022 805 FEMA - DEC 2015 STORM	FIN CLEAR		TDCA		
2022 806 FEMA APRIL 2016 STORM	FIN CLEAR				
2022 807 HAZARD MITIGATION GRANT	FIN CLEAR		TDCA		
2022 808 COURTHOUSE PLANNING GRANT	FIN CLEAR				
2022 809 PRETRIAL INTERVENTION PROGRAMFIN CLEAR		875.09	TDCA	49,858.58	50,733.67
2022 810 SHERIFF JUSTICE FORFEITURE FFIN CLEAR		870.00	TDCA	25,455.29	26,325.29
2022 811 SHERIFF TREASURY FORFEITURE FIN CLEAR			TDCA		
2022 812 CONSTABLE PCT #1 FORFEITURE FIN CLEAR		500.00	TDCA		500.00
2022 813 VOICES - JUV CJD GRANT	FIN CLEAR	8,467.42-			8,467.42-
2022 814 LOCAL TRUNCY PREVENTION & DFIN CLEAR		2,652.05	TDCA	10,000.00	12,652.05
2022 815 COVTD -19	FIN CLEAR		TDCA MBIA TX CLASS		
2022 816 COUNTY INFRASTRUCTURE FUND GRANTFIN CLEAR		110,155.64-	TDCA MBIA		110,155.64-
2022 817 AMERICAN RESCUE PLAN	FIN CLEAR		TDCA MBIA TX CLASS	5,497,096.45	5,497,096.45
TOTAL		819,910.97		21,632,286.72	22,452,197.69

CHECK ACCOUNT

	CHECK
ACCOUNT BALANCE - FIN CLEAR	397,398.72
ACCOUNT BALANCE - CTY JURY	3,411.00
ACCOUNT BALANCE - ESCROW #1	2,462.94
ACCOUNT BALANCE - ESCROW #2	9,731.87
ACCOUNT BALANCE - ESCROW #3	6,003.92
ACCOUNT BALANCE - ESCROW #5	16,380.56
ACCOUNT BALANCE - ESCROW #6	99,953.83
ACCOUNT BALANCE - ESCROW #7	2,000.16
ACCOUNT BALANCE - ESCROW #8	934.06
ACCOUNT BALANCE - ESCROW #9	1,052.01
ACCOUNT BALANCE - ESCROW #10	29,068.60
ACCOUNT BALANCE - ESCROW #11	5,590.08
ACCOUNT BALANCE - ESCROW #17	6,482.85
ACCOUNT BALANCE - ESCROW #27	2,928.57
ACCOUNT BALANCE - ESCROW #84	640.96
ACCOUNT BALANCE - DEBT CL	41,831.02
ACCOUNT BALANCE - PAYCLEAR	194,039.82
TOTAL	<u>819,910.97</u>

TDOA ACCOUNT

	TDOA
ACCOUNT BALANCE - TDOA	5,893,924.41
ACCOUNT BALANCE - MEIA	10,241,265.86
ACCOUNT BALANCE - TX CLASS	5,497,096.45
TOTAL	<u>21,632,286.72</u>

FUND NAME	***** MONTH TO DATE *****		***** YEAR TO DATE *****	
	REVENUES	EXPENSES	REVENUES	EXPENSES
2022 GENERAL FUND	547,722.16	896,020.45	547,722.16	896,020.45
2022 RESERVE FUNDS	.00	.00	.00	.00
2022 SHERIFF CHAPTER 59 FORFEITURE	1.86	.00	1.86	.00
2022 DA FORFEITURE FUND	.00	.00	.00	.00
2022 BUILDING SECURITY FUND	2,083.60	4,156.66	2,083.60	4,156.66
2022 JUSTICE COURT BLDG SECURITY	.28	124.00	.28	124.00
2022 DA FORFEITURE FUND	.00	.00	.00	.00
2022 ROAD & BRIDGE - PCT. 1	84,904.07	214,672.89	84,904.07	214,672.89
2022 ROAD & BRIDGE - PCT. 2	105,430.29	130,041.91	105,430.29	130,041.91
2022 ROAD & BRIDGE - PCT. 3	93,943.05	65,277.31	93,943.05	65,277.31
2022 ROAD & BRIDGE - PCT. 4	89,097.95	36,781.94	89,097.95	36,781.94
2022 ROAD & BRIDGE - GEN	4,668.03	3,403.93	4,668.03	3,403.93
2022 VICTIM COORDINATOR GRANT	11,711.49	4,592.88	11,711.49	4,592.88
2022 DA FORFEITURE FUND II	24,658.97	1,650.56	24,658.97	1,650.56
2022 CONSTABLE PCT #4 SEIZURE	.11	.00	.11	.00
2022 COUNTY LAW LIBRARY FUND	2.27	73.75	2.27	73.75
2022 COUNTY FREE LIBRARY	11,308.72	7,012.63	11,308.72	7,012.63
2022 DIGITIZE RECORDS	3.43	.00	3.43	.00
2022 SUPPLEMENTAL GUARDIANSHIP	1.04	.00	1.04	.00
2022 COUNTY CHILD ABUSE PREVENTION	.25	.00	.25	.00
2022 COURT RELATED PROGRAMS	.24	.00	.24	.00
2022 COUNTY & DISTRICT TECH FUND	.15	.00	.15	.00
2022 CAPITALCREDITSECONOMICDEVELOP	11.10	.00	11.10	.00
2022 DISTRICT CLERK TECHNOLOGY FUND	1.21	.00	1.21	.00
2022 CHAPTER 19	.00	.00	.00	.00
2022 COUNTY RECORDS FUND	4.71	.00	4.71	.00

FUND NAME	***** MONTH TO DATE ***** REVENUES	***** YEAR TO DATE ***** REVENUES	***** MONTH TO DATE ***** EXPENSES	***** YEAR TO DATE ***** EXPENSES
2022 COUNTY CLERK RECORDS FUND	10.17	10.17	.00	.00
2022 DISTRICT CLERK RECORDS FUND	.28	.28	.00	.00
2022 COUNTY CLERK ARCHIVE	18.29	18.29	.00	.00
2022 PERMANENT IMPROVEMENT FUND	.00	.00	.00	.00
2022 RIGHT-OF-WAY FUND	.00	.00	.00	.00
2022 TAX ANTICIPATION NOTES	.00	.00	.00	.00
2022 DEBT SERVICE FUND	27,054.15	27,054.15	.00	.00
2022 VZC INDIGENT HEALTH PROGRAM	18,333.00	18,333.00	4,466.89	4,466.89
2022 SOIL CONSERVATION DIST FUND	63,738.00-	63,738.00-	.00	.00
2022 APPELLATE JUSTICE SYSTEM FUND	.00	.00	1,265.00	1,265.00
2022 PAYROLL CLEARING ACCOUNT.	.00	.00	.00	.00
2022 GEN FIXED ASSETS ACCOUNT GRP	.00	.00	.00	.00
2022 LONG TERM DEBT GROUP	.00	.00	.00	.00
2022 VAN ZANDT COUNTY JAIL	235,942.00	235,942.00	163,069.77	163,069.77
2022 VAN ZANDT COUNTY SHERIFF DEPT	268,240.00	268,240.00	125,719.77	125,719.77
2022 SOLID WASTE GRANT	.00	.00	.00	.00
2022 2020 HAVA CARES ACT	.45	.45	.00	.00
2022 FRUITVALE 2021 TXCDBG 7220480	.00	.00	.00	.00
2022 BENWHEELERWSC 71348911131115	.00	.00	.00	.00
2022 LITTLEHOPEMOOREWSC713026081315	.00	.00	.00	.00
2022 PRETRIAL SUPERVISION	4,168.81	5,911.73	5,905.51	7,707.19
2022 COMMUNITY SUP & CORRECTIONS	31,748.97	86,374.14	58,893.33	76,524.99
2022 ADULT PROBATION CIVIL	1,443.30	1,925.82	1,725.52	2,449.23
2022 HIGH RISK SUBSTANCE ABUSE -CCP	.00	6,649.00	5,839.62	7,404.88
2022 HIGH RISK SEX OFFENDER -CCP	.00	15,505.00	7,010.81	8,886.70
2022 GRANT C COMMIT REDUCTION PROG	.00	.00	.00	.00

FUND NAME	***** MONTH TO DATE *****		***** YEAR TO DATE *****	
	REVENUES	EXPENSES	REVENUES	EXPENSES
2022 JUVENILE PROBATION FUND	56,732.35	57,669.70	39,133.00	80,061.43
2022 VZCJPD STATE AID GRANT A	118,168.00	50,153.60	118,168.00	68,321.97
2022 VZCJPD - GRANT N	.00	.00	.00	.00
2022 D A SUPPLEMENTAL FUND	.00	1,372.78	.00	1,372.78
2022 VOICES - JUV CJD GRANT	.00	.00	.00	.00
2022 ETCOG RESIDENTIAL	.00	900.00	.00	900.00
2022 JUVENILE PROBATION INTEREST	12.62	.00	22.19	.00
2022 REGIONAL SERVICE ENHANCEMENT	26,006.80	7,489.03	26,006.80	8,742.04
2022 GRANT S	34,257.00	.00	34,257.00	.00
2022 MENTAL IMPAIRMENT CASELOAD	.00	5,770.69	8,618.00	7,497.60
2022 INDIGENT DEFENSE GRANT	.00	3,409.80	.00	3,409.80
2022 FIRE MARSHAL	8.67	8,811.05	8.67	8,811.05
2022 TECHNOLOGY RESOURCES	.00	.00	.00	.00
2022 HAVA ELECTION GRANT	.46	.00	.46	.00
2022 GOLDEN WATER SUPPLY CORP	.00	.00	.00	.00
2022 D.A. CHECK COLLECTION FUND	50.74	193.37	50.74	193.37
2022 CONSTABLE #1 TIEOSE FUND	.00	585.99	.00	585.99
2022 CONSTABLE #2 TIEOSE FUND	.00	.00	.00	.00
2022 CONSTABLE #3 TIEOSE FUND	.00	.00	.00	.00
2022 CONSTABLE #4 TIEOSE FUND	.14	.00	.14	.00
2022 SHERIFF TIEOSE FUND	.27	.00	.27	.00
2022 DA TIEOSE FUND	.00	.00	.00	.00
2022 JUSTICE COURT TECHNOLOGY FUND	.00	.00	.00	.00
2022 CONTRIBUTION RELIEF FUND	.00	.00	.00	.00
2022 VETERAN'S MEMORIAL WALL FUND	.00	.00	.00	.00
2022 HISTORICAL COMMISSION	630.16	50.00	630.16	50.00

FUND NAME	***** MONTH TO DATE ***** REVENUES	***** YEAR TO DATE ***** REVENUES	***** MONTH TO DATE ***** EXPENSES	***** YEAR TO DATE ***** EXPENSES
2022 VAN TORNADO-ASSISTANCE	.00	.00	.00	.00
2022 FEMA - DEC 2015 STORM	.00	.00	.00	.00
2022 FEMA APRIL 2016 STORM	.00	.00	.00	.00
2022 HAZARD MITIGATION GRANT	.00	.00	.00	.00
2022 COURTHOUSE PLANNING GRANT	.00	.00	.00	.00
2022 PRETRIAL INTERVENTION PROGRAM	1.51	1.51	1,172.73	1,172.73
2022 SHERIFF JUSTICE FORFEITURE FUN	.77	.77	.00	.00
2022 SHERIFF TREASURY FORFEITURE FU	.00	.00	.00	.00
2022 CONSTABLE PCT #1 FORFEITURE FU	.00	.00	.00	.00
2022 VOICES - JUV CJD GRANT	10,954.09	10,954.09	4,961.23	4,961.23
2022 LOCAL TRUANCY PREVENTION & DIV	.00	.00	.00	.00
2022 COVID -19	.00	.00	.00	.00
2022 COUNTY INFRASTRUCTURE FUND GRANT	.00	.00	.00	.00
2022 AMERICAN RESCUE PLAN	203.31	203.31	.00	.00
TOTAL	1,745,803.29	1,815,836.12	1,880,245.10	1,947,383.32

ACCOUNT NAME	BEGINNING CASH BALANCE	CASH RECEIPTS	CASH DISBURSEMENTS	ENDING CASH BALANCE
2022 010 GENERAL FUND				
COINS	1.00			1.00
CASH	250,558.70	1,424,543.77	1,623,074.54	52,027.93
RETURNED CHECK FEES	.00	.00	.00	.00
AMERICAN NATIONAL CASH	.00	.00	.00	.00
VZC JURY CASH CLEARING	3,411.00	.00	.00	3,411.00
VZC CHECKING DEBT SERVICE	.00	.00	.00	.00
PETTY CASH COLLECTION-PCT. 1	100.00	.00	.00	100.00
PETTY CASH-CITY CLERK	500.00	.00	.00	500.00
PETTY CASH-DIST CLERK	400.00	.00	.00	400.00
COUNTY COURI JURY CASH	1,250.00	.00	.00	1,250.00
DISTRICT COURI JURY CASH	1,250.00	440.00	440.00	1,250.00
PETTY CASH-JP #1	200.00	.00	.00	200.00
PETTY CASH-JP #2	200.00	.00	.00	200.00
PETTY CASH - JP#4	200.00	.00	.00	200.00
PETTY CASH-SHERIFF	3,300.00	.00	.00	3,300.00
PETTY CASH-TAX COLLECTOR	.00	.00	.00	.00
PETTY CASH-TAX COLL (BOAT)	2,248,224.93	200,083.26	520,000.00	1,928,308.19
PETTY CASH-TAX (BOAT CK ACCT)	2.70	.00	.00	2.70
TIME DEPOSIT ON ACCOUNT	6,033,486.60	235.10	.00	6,033,721.70
MBIA MUNICIPAL INVESTORS SERV	8,543,084.93	1,625,302.13	2,143,514.54	8,024,872.52
FUND TOTALS				
2022 012 RESERVE FUNDS				
CASH	.00	.00	.00	.00
TIME DEPOSIT ON ACCOUNT	.00	.00	.00	.00
MBIA MUNICIPAL INVESTORS SERV	.00	.00	.00	.00
FUND TOTALS	.00	.00	.00	.00
2022 015 SHERIFF CHAPTER 59 FORFEITURE				
CASH	11,193.92	.00	.00	11,193.92
AMERICAN NATIONAL CASH	.00	.00	.00	.00
CASH-OTHER	61,360.61	1.86	.00	61,362.47
TIME DEPOSIT ON ACCOUNT	.00	.00	.00	.00
MBIA MUNICIPAL INVESTORS SERV	72,554.53	1.86	.00	72,556.39
FUND TOTALS				
2022 016 DA FORFEITURE FUND				
CASH	.00	.00	.00	.00
D. A. ESCROW/BART ROGERS	2,462.84	.10	.00	2,462.94
D. A. ESCROW	9,731.46	.41	.00	9,731.87
D. A. ESCROW/CALE	6,003.65	.27	.00	6,003.92
D. A. ESCROW/RODRIGUEZ	7,457.12	.17	.00	7,457.29
D. A. ESCROW	16,379.86	.70	.00	16,380.56
D. A. ESCROW/#6 VILLARREAL	.00	.00	.00	.00
D. A. ESCROW/KOROSEC	2,000.08	.08	.00	2,000.16
D. A. ESCROW/	934.02	.04	.00	934.06
D. A. ESCROW/#9 NORRIS	.00	.00	.01	.01
D. A. ESCROW/	29,067.37	1,052.02	.00	1,052.01
D. A. ESCROW/#11 DAWSON	.00	1.23	.00	1.23
D. A. ESCROW/ASHFRD, BRCHR, ALEX	.00	5,590.16	.00	5,590.16
D. A. ESCROW/	.00	.00	.00	.00
D. A. ESCROW/	.00	.00	.00	.00
D. A. ESCROW/	.00	.00	.00	.00
D. A. ESCROW/	.00	.00	.00	.00
D. A. ESCROW/K. TURNER	6,482.58	.27	.00	6,482.85

ACCOUNT NAME	BEGINNING CASH BALANCE	CASH RECEIPTS	CASH DISBURSEMENTS	ENDING CASH BALANCE
D. A. ESCROW/	.00	.00	.00	.00
D. A. ESCROW/	.00	.00	.00	.00
D. A. ESCROW/CALVERT WILSON	.00	.00	.00	.00
D. A. ESCROW/	.00	.00	.00	.00
D. A. ESCROW/	.00	.00	.00	.00
D. A. ESCROW/	.00	.00	.00	.00
D. A. ESCROW/	.00	.00	.00	.00
D. A. ESCROW/	.00	.00	.00	.00
D. A. ESCROW/	.00	.00	.00	.00
D. A. ESCROW/JASMINE GONZALEZ	640.93	.03	.00	640.96
D. A. ESCROW/	.00	.00	.00	.00
D. A. ESCROW/TAVARCHIE HARDING	.00	.00	.00	.00
D. A. ESCROW/	.00	.00	.00	.00
D. A. ESCROW/	.00	.00	.00	.00
TIME DEPOSIT ON ACCOUNT	.00	.00	.00	.00
MIA MUNICIPAL INVESTORS SERV	.00	.00	.00	.00
FUND TOTALS	84,088.36	106,603.26	7,461.21	183,230.41

ACCOUNT NAME	BEGINNING CASH BALANCE	CASH RECEIPTS	CASH DISBURSEMENTS	ENDING CASH BALANCE
2022 017 BUILDING SECURITY FUND				
CASH	8,357.43	5,246.89	6,634.65	6,969.67
TIME DEPOSIT ON ACCOUNT	20,020.10	.60	.00	20,020.70
MIA MUNICIPAL INVESTORS SERV	.00	.00	.00	.00
FUND TOTALS	28,377.53	5,247.49	6,634.65	26,990.37

ACCOUNT NAME	BEGINNING CASH BALANCE	CASH RECEIPTS	CASH DISBURSEMENTS	ENDING CASH BALANCE
2022 018 JUSTICE COURT BLDG SECURITY				
CASH	3,180.75	165.42	124.00	3,222.17
TIME DEPOSIT ON ACCOUNT	9,414.09	.28	.00	9,414.37
FUND TOTALS	12,594.84	165.70	124.00	12,636.54

ACCOUNT NAME	BEGINNING CASH BALANCE	CASH RECEIPTS	CASH DISBURSEMENTS	ENDING CASH BALANCE
2022 019 DA FORFEITURE FUND				
CASH	.00	.00	.00	.00
D. A. ESCROW/	.00	.00	.00	.00
D. A. ESCROW/	.00	.00	.00	.00
D. A. ESCROW/	.00	.00	.00	.00
D. A. ESCROW/	.00	.00	.00	.00
D. A. ESCROW/	.00	.00	.00	.00
D. A. ESCROW/	.00	.00	.00	.00
D. A. ESCROW/	.00	.00	.00	.00
D. A. ESCROW/	.00	.00	.00	.00
D. A. ESCROW/	.00	.00	.00	.00
D. A. ESCROW/	.00	.00	.00	.00
D. A. ESCROW/	.00	.00	.00	.00
D. A. ESCROW/	.00	.00	.00	.00
D. A. ESCROW/	.00	.00	.00	.00
D. A. ESCROW/	.00	.00	.00	.00
D. A. ESCROW/	.00	.00	.00	.00
D. A. ESCROW/	.00	.00	.00	.00
D. A. ESCROW/	.00	.00	.00	.00
D. A. ESCROW/	.00	.00	.00	.00
D. A. ESCROW/	.00	.00	.00	.00
D. A. ESCROW/RICHARD SMITTY	.00	.00	.00	.00
D. A. ESCROW/	.00	.00	.00	.00
D. A. ESCROW/	.00	.00	.00	.00

ACCOUNT NAME	BEGINNING CASH BALANCE	CASH RECEIPTS	CASH DISBURSEMENTS	ENDING CASH BALANCE
2022 021 ROAD & BRIDGE - PCT. 1				
CASH	4,749.99	395,774.00	379,497.64	21,026.35
TIME DEPOSIT ON ACCOUNT	167,638.86	2.90	100,000.00	67,641.76
MBIA MUNICIPAL INVESTORS	655,370.49	17.17	200,000.00	455,387.66
FUND TOTALS	827,759.34	395,794.07	679,497.64	544,055.77
2022 022 ROAD & BRIDGE - PCT. 2				
CASH	18,512.63	180,401.78	206,603.40	7,688.99
TIME DEPOSIT ON ACCOUNT	41,652.57	40.38	40,000.00	1,652.95
MBIA MUNICIPAL INVESTORS	1,103,084.21	40.66	25,000.00	1,078,124.87
FUND TOTALS	1,163,249.41	180,442.82	271,603.40	1,072,088.83
2022 023 ROAD & BRIDGE - PCT. 3				
CASH	555.04	279,714.07	268,771.33	10,387.70
TIME DEPOSIT ON ACCOUNT	413,378.68	9.40	175,000.00	238,388.08
MBIA MUNICIPAL INVESTORS	705,397.90	26.60	443,771.33	705,424.50
FUND TOTALS	1,118,221.54	279,750.07	443,771.33	954,200.28
2022 024 ROAD & BRIDGE - PCT. 4				
CASH	8,294.93	117,226.71	50,186.85	75,334.79
TIME DEPOSIT ON ACCOUNT	19,921.66	20.18	19,000.00	921.84
MBIA MUNICIPAL INVESTORS	555,398.28	20.95	69,186.85	555,419.23
FUND TOTALS	583,614.87	117,247.84	69,186.85	631,675.86
2022 026 ROAD & BRIDGE - GEN				
CASH	3,400.33	5,029.65	4,145.15	4,284.83
TIME DEPOSIT ON ACCOUNT	1,021.86	.03	.00	1,021.89
MBIA MUNICIPAL INVESTORS	4,422.19	5,029.68	4,145.15	5,306.72
FUND TOTALS	4,422.19	5,029.68	4,145.15	5,306.72
2022 035 VICTIM COORDINATOR GRANT				
CASH	11,266.58	12,073.14	4,819.75	4,013.19
TIME DEPOSIT ON ACCOUNT	.00	.00	.00	.00
MBIA MUNICIPAL INVESTORS	11,266.58	12,073.14	4,819.75	4,013.19
FUND TOTALS	11,266.58	12,073.14	4,819.75	4,013.19
2022 036 DA FOREFEITURE FUND II				
CASH	1,199.91	34,323.60	30,696.81	4,826.70
TIME DEPOSIT ON ACCOUNT	47,236.25	30,001.68	.00	77,237.93
MBIA MUNICIPAL INVESTORS	48,436.16	64,325.28	30,696.81	82,064.63
FUND TOTALS	48,436.16	64,325.28	30,696.81	82,064.63
2022 037 CONSTABLE PCT #4 SEIZURE				
CASH	819.89	.00	.00	819.89
TIME DEPOSIT ON ACCOUNT	3,885.10	.11	.00	3,885.21
MBIA MUNICIPAL INVESTORS	.00	.00	.00	.00
FUND TOTALS	4,705.99	.11	.00	4,705.10
2022 040 COUNTY LAW LIBRARY FUND				
CASH	3,574.71	2,590.00	2,261.90	3,902.81

ACCOUNT NAME	TIME DEPOSIT ON ACCOUNT	MBIA MUNICIPAL INVESTORS	FUND TOTALS	BEGINNING CASH BALANCE	CASH RECEIPTS	CASH DISBURSEMENTS	ENDING CASH BALANCE
2022 042 COUNTY FREE LIBRARY				78,328.92	2,592.27	2,261.90-	78,659.29
CASH				29,915.52	11,670.37	8,537.08-	33,048.81
TIME DEPOSIT ON ACCOUNT				.00	.00	.00	.00
MBIA MUNICIPAL INVESTORS SERV				29,915.52	11,670.37	8,537.08-	33,048.81
FUND TOTALS							
2022 047 DIGITIZE RECORDS				4,436.82	1,955.49	.00	6,392.31
CASH				112,983.79	3.43	.00	112,987.22
TIME DEPOSIT ON ACCOUNT				.00	.00	.00	.00
MBIA				117,420.61	1,958.92	.00	119,379.53
FUND TOTALS							
2022 048 SUPPLEMENTAL GUARDIANSHIP				5,458.22	400.00	450.00-	5,408.22
CASH				34,472.21	1.04	.00	34,473.25
TEXPOOL				39,930.43	401.04	450.00-	39,881.47
FUND TOTALS							
2022 049 COUNTY CHILD ABUSE PREVENTION				2,774.90	19.46	.00	2,794.36
CASH				8,286.96	19.25	.00	8,287.21
TIME DEPOSIT ON ACCOUNT				11,061.86	19.71	.00	11,081.57
FUND TOTALS							
2022 050 COURT RELATED PROGRAMS				1,395.25	926.97	.00	2,322.22
CASH				8,000.20	.24	.00	8,000.44
TIME DEPOSIT ON ACCOUNT				.00	.00	.00	.00
MBIA MUNICIPAL INVESTORS SERV				9,395.45	927.21	.00	10,322.66
FUND TOTALS							
2022 052 COUNTY & DISTRICT TECH FUND				2,931.60	235.37	.00	3,166.97
CASH				4,991.81	.15	.00	4,991.96
TIME DEPOSIT ON ACCOUNT				.00	.00	.00	.00
MBIA				7,923.41	235.52	.00	8,158.93
FUND TOTALS							
2022 053 CAPITALCREDITSECONOMICDEVELOP				125.33	.00	.00	125.33
CASH				321,677.97	9.78	.00	321,677.75
TIME DEPOSIT ON ACCOUNT				35,020.91	1.32	.00	35,022.23
MBIA				356,814.21	11.10	.00	356,825.31
FUND TOTALS							
2022 054 DISTRICT CLERK TECHNOLOGY FUND				2,426.24	765.00	.00	3,191.24
CASH				40,049.68	1.21	.00	40,050.89
TIME DEPOSIT ON ACCOUNT				.00	.00	.00	.00
MBIA MUNICIPAL INVESTORS SERV				42,475.92	766.21	.00	43,242.13
FUND TOTALS							
2022 055 CHAPTER 19				.00	.00	.00	.00
TIME DEPOSIT ON ACCOUNT				.00	.00	.00	.00
MBIA				.00	.00	.00	.00
FUND TOTALS							
2022 056 COUNTY RECORDS FUND				2,875.14	876.25	200.00-	3,551.39
CASH							

ACCOUNT NAME	BEGINNING CASH BALANCE	CASH RECEIPTS	CASH DISBURSEMENTS	ENDING CASH BALANCE
2022 057 COUNTY CLERK RECORDS FUND				
CASH DEPOSIT ON ACCOUNT	15,582.04	13,367.59	20,000.00-	8,949.63
TIME DEPOSIT ON ACCOUNT	329,013.12	20,010.17	.00	349,023.29
MBIA MUNICIPAL INVESTORS SERV	.00	.00	.00	.00
FUND TOTALS	344,595.16	33,377.76	20,000.00-	357,972.92
2022 058 DISTRICT CLERK RECORDS FUND				
CASH DEPOSIT ON ACCOUNT	7,495.93	407.50	.00	7,903.43
TIME DEPOSIT ON ACCOUNT	9,437.08	4.28	.00	9,437.36
FUND TOTALS	16,933.01	407.78	.00	17,340.79
2022 059 COUNTY CLERK ARCHIVE				
CASH DEPOSIT ON ACCOUNT	16,890.15	13,468.50	20,000.00-	10,358.65
TIME DEPOSIT ON ACCOUNT	595,920.51	20,018.29	.00	615,938.80
FUND TOTALS	612,810.66	33,486.79	20,000.00-	626,297.45
2022 070 PERMANENT IMPROVEMENT FUND				
CASH DEPOSIT ON ACCOUNT	.00	.00	.00	.00
TIME DEPOSIT ON ACCOUNT	.00	.00	.00	.00
MBIA MUNICIPAL INVESTORS SERV	.00	.00	.00	.00
FUND TOTALS	.00	.00	.00	.00
2022 075 RIGHT-OF-WAY FUND				
CASH DEPOSIT ON ACCOUNT	.00	.00	.00	.00
TIME DEPOSIT ON ACCOUNT	.00	.00	.00	.00
MBIA MUNICIPAL INVESTORS SERV	.00	.00	.00	.00
FUND TOTALS	.00	.00	.00	.00
2022 084 TAX ANTICIPATION NOTES				
CASH DEPOSIT ON ACCOUNT	.00	.00	.00	.00
TIME DEPOSIT ON ACCOUNT	.00	.00	.00	.00
MBIA MUNICIPAL INVESTORS SERV	.00	.00	.00	.00
FUND TOTALS	.00	.00	.00	.00
2022 085 DEBT SERVICE FUND				
CASH DEPOSIT ON ACCOUNT	14,800.88	27,030.14	.00	41,831.02
TIME DEPOSIT ON ACCOUNT	636,483.14	24.00	.00	636,507.14
MBIA MUNICIPAL INVESTORS SERV	651,284.98	27,054.15	.00	678,339.13
FUND TOTALS				
2022 087 VZC INDIGENT HEALTH PROGRAM				
CASH DEPOSIT ON ACCOUNT	19,056.49	18,694.65	10,549.49-	27,201.65
TIME DEPOSIT ON ACCOUNT	104,192.06	.00	.00	104,192.06
MBIA MUNICIPAL INVESTORS SERV	.00	.00	.00	.00
FUND TOTALS	123,248.55	18,694.65	10,549.49-	131,393.71
2022 088 SOIL CONSERVATION DIST FUND				
CASH DEPOSIT ON ACCOUNT	15,999.62	35,000.00	48,067.68-	2,931.94
TIME DEPOSIT ON ACCOUNT	99,384.37	2.25	35,000.00-	64,386.62
MBIA MUNICIPAL INVESTORS SERV	.00	.00	.00	.00
FUND TOTALS	115,383.99	35,002.25	83,067.68-	67,318.56
2022 090 APPELLATE JUSTICE SYSTEM FUND				
CASH	1,315.35	370.00	1,265.00-	420.35

ACCOUNT NAME	BEGINNING CASH BALANCE	CASH RECEIPTS	CASH DISBURSEMENTS	ENDING CASH BALANCE
2022 095 PAYROLL CLEARING ACCOUNT.				
CASH	194,039.82	.00	.00	194,039.82
MBIA MUNICIPAL INVESTORS SERV	.00	.00	.00	.00
FUND TOTALS	194,039.82	.00	.00	194,039.82
2022 096 GEN FIXED ASSETS ACCOUNT GRP				
MBIA MUNICIPAL INVESTORS SERV	.00	.00	.00	.00
FUND TOTALS	.00	.00	.00	.00
2022 097 LONG TERM DEBT GROUP				
MBIA MUNICIPAL INVESTORS SERV	.00	.00	.00	.00
FUND TOTALS	.00	.00	.00	.00
2022 131 VAN ZANDT COUNTY JAIL				
CASH	7,198.48	394,745.63	393,596.69-	8,347.42
MEDICARE PAYABLE	.00	.00	.00	.00
VOUCHERS PAYABLE	.00	.00	.00	.00
TIME DEPOSIT ON ACCOUNT	106,012.68	150,000.00	150,000.00-	106,012.68
MBIA MUNICIPAL INVESTORS SERV	200,000.00	.00	.00	200,000.00
FUND TOTALS	313,211.16	544,745.63	543,596.69-	314,360.10
2022 132 VAN ZANDT COUNTY SHERIFF DEPT				
CASH	16,320.39	399,617.87	409,706.69-	6,231.57
TIME DEPOSIT ON ACCOUNT	300,000.00	200,000.00	110,000.00-	390,000.00
MBIA MUNICIPAL INVESTORS SERV	.00	.00	.00	.00
FUND TOTALS	316,320.39	599,617.87	519,706.69-	396,231.57
2022 145 SOLID WASTE GRANT				
CASH	.00	.00	.00	.00
TIME DEPOSIT ON ACCOUNT	.00	.00	.00	.00
FUND TOTALS	.00	.00	.00	.00
2022 147 2020 HAVA CARES ACT				
CASH	1,846.74	.00	.00	1,846.74
TDOA	15,035.64	.45	.00	15,036.09
MBIA	.00	.00	.00	.00
FUND TOTALS	16,882.38	.45	.00	16,882.83
2022 400 FRUITVALE 2021 TXCDBG 7220480				
CASH	.00	.00	.00	.00
WATER GRANT CASH	.00	.00	.00	.00
FUND TOTALS	.00	.00	.00	.00
2022 401 BENWHEELERWSC 71348911131115				
FUND TOTALS	.00	.00	.00	.00
2022 402 LITTLEHOPEMOREWSC713026081315				
CASH	.00	.00	.00	.00
WATER GRANT CASH	.00	.00	.00	.00
FUND TOTALS	.00	.00	.00	.00
2022 540 PRETRIAL SUPERVISION				
CASH	781.38-	6,668.02	6,278.40-	391.76-

ACCOUNT NAME	BEGINNING CASH BALANCE	CASH RECEIPTS	CASH DISBURSEMENTS	ENDING CASH BALANCE
2022 541 COMMUNITY SUP & CORRECTIONS	125,876.85	6,671.83	7,278.40	125,270.28
CASH	6,498.67	46,033.70	49,007.06	3,525.31
PETTY CASH	100.00	.00	.00	100.00
TIME DEPOSIT ON ACCOUNT	264,661.85	7.97	10,000.00	254,669.82
MBIA MUNICIPAL INVESTORS SERV		.00	.00	.00
FUND TOTALS	271,260.52	46,041.67	59,007.06	258,295.13
2022 542 ADULT PROBATION CIVIL	7,427.04	1,430.00	1,289.52	7,567.52
CASH	51,164.56	1.55	.00	51,166.11
TDOA	311,498.15	11.75	.00	311,509.90
MBIA	370,089.75	1,443.30	1,289.52	370,243.53
FUND TOTALS	7,427.04	1,443.30	1,289.52	7,567.52
2022 543 HIGH RISK SUBSTANCE ABUSE -CCP	3,647.63	.00	4,276.35	628.72
CASH	.00	.00	.00	.00
TIME DEPOSIT ON ACCOUNT	.00	.00	.00	.00
MBIA MUNICIPAL INVESTORS SERV	3,647.63	.00	4,276.35	628.72
FUND TOTALS	3,647.63	.00	4,276.35	628.72
2022 544 HIGH RISK SEX OFFENDER -CCP	11,754.11	.00	5,178.31	6,575.80
CASH	.00	.00	.00	.00
TIME DEPOSIT ON ACCOUNT	.00	.00	.00	.00
MBIA MUNICIPAL INVESTORS SERV	11,754.11	.00	5,178.31	6,575.80
FUND TOTALS	11,754.11	.00	5,178.31	6,575.80
2022 545 GRANT C COMMIT REDUCTION PROG	1.83	.00	.00	1.83
CASH	1.83	.00	.00	1.83
FUND TOTALS	1.83	.00	.00	1.83
2022 546 JUVENILE PROBATION FUND	13,691.08	63,105.95	46,803.40	29,993.63
CASH	200,000.00	.00	.00	200,000.00
TIME DEPOSIT ON ACCOUNT	120,000.00	.00	.00	120,000.00
MBIA MUNICIPAL INVESTORS SERV	333,691.08	63,105.95	46,803.40	349,993.63
FUND TOTALS	333,691.08	63,105.95	46,803.40	349,993.63
2022 547 VZCJPD STATE AID GRANT A	35,035.05	122,608.94	39,066.51	48,507.38
CASH	.00	.00	.00	.00
TIME DEPOSIT ON ACCOUNT	.00	.00	.00	.00
MBIA MUNICIPAL INVESTORS SERV	35,035.05	122,608.94	39,066.51	48,507.38
FUND TOTALS	35,035.05	122,608.94	39,066.51	48,507.38
2022 549 VZCJPD - GRANT N	4,481.01	.00	.00	4,481.01
CASH	4,481.01	.00	.00	4,481.01
TIME DEPOSIT ON ACCOUNT	.00	.00	.00	.00
MBIA MUNICIPAL INVESTORS SERV	.00	.00	.00	.00
FUND TOTALS	4,481.01	.00	.00	4,481.01
2022 550 D A SUPPLEMENTAL FUND	3,767.25	.00	1,827.11	5,594.36
CASH	.00	.00	.00	.00
TIME DEPOSIT ON ACCOUNT	.00	.00	.00	.00
MBIA MUNICIPAL INVESTORS SERV	3,767.25	.00	1,827.11	5,594.36
FUND TOTALS	3,767.25	.00	1,827.11	5,594.36
2022 551 VOICES - JUV CJD GRANT	.00	.00	.00	.00
VOICES - CJD JUV GRANT	.00	.00	.00	.00

ACCOUNT NAME TIME DEPOSIT ON ACCOUNT FUND TOTALS	BEGINNING CASH BALANCE .00	CASH RECEIPTS .00	CASH DISBURSEMENTS .00	ENDING CASH BALANCE .00
2022 552 ETCOG RESIDENTIAL CASH FUND TOTALS	2,011.00-	.00	900.00-	2,911.00-
2022 555 JUVENILE PROBATION INTEREST CASH TIME DEPOSIT ON ACCOUNT MBIA MUNICIPAL INVESTORS SERV FUND TOTALS	101.63 24,028.29 72.92 24,202.84	1.28 6.81 4.53 12.62	.00 .00 .00 .00	102.91 24,035.10 77.45 24,215.46
2022 556 REGIONAL SERVICE ENHANCEMENT CASH FUND TOTALS	2,440.05-	30,308.59 30,308.59	10,709.28- 10,709.28-	17,159.26 17,159.26
2022 558 GRANT S CASH FUND TOTALS	.45	34,257.00 34,257.00	.00	34,257.45 34,257.45
2022 559 MENTAL IMPAIRMENT CASELOAD CASH TIME DEPOSIT ON ACCOUNT MBIA MUNICIPAL INVESTORS SERV FUND TOTALS	5,408.68 .00 .00 5,408.68	.00 .00 .00 .00	4,255.76- .00 .00 4,255.76-	1,152.92 .00 .00 1,152.92
2022 565 INDIGENT DEFENSE GRANT CASH TIME DEPOSIT ON ACCOUNT FUND TOTALS	4,570.54 38,142.64 42,713.18	11,347.90 11,347.90	4,505.20- 4,505.20-	11,413.24 38,142.64 49,555.88
2022 567 FIRE MARSHAL CASH TDOA MBIA FUND TOTALS	29,955.96 137,792.05 110,066.20 277,814.21	30,480.18 40,004.52 4.15 70,488.85	51,752.32- .00 .00 51,752.32-	8,683.82 177,796.57 110,070.35 296,550.74
2022 568 TECHNOLOGY RESOURCES CASH TIME DEPOSIT ON ACCOUNT FUND TOTALS	1.07 .00 1.07	.00 .00 .00	.00 .00 .00	1.07 .00 1.07
2022 569 HAVA ELECTION GRANT CASH TDOA MBIA FUND TOTALS	5,304.60 15,215.31 .00 20,519.91	.00 .46 .00 .46	.00 .00 .00 .00	5,304.60 15,215.77 .00 20,520.37
2022 570 GOLDEN WATER SUPPLY CORP GOLDEN WATER TDHCA 726216 MBIA MUNICIPAL INVESTORS SERVI FUND TOTALS	.00 .00 .00 .00	.00 .00 .00 .00	.00 .00 .00 .00	.00 .00 .00 .00
2022 580 D.A. CHECK COLLECTION FUND CASH TIME DEPOSIT ON ACCOUNT	133.09 9,680.68	14,554.17 .29	14,445.07- .00	242.19 9,680.97

ACCOUNT NAME	BEGINNING CASH BALANCE	CASH RECEIPTS	CASH DISBURSEMENTS	ENDING CASH BALANCE
2022 591 MBIA MUNICIPAL INVESTORS SERV	9,813.77	14,554.46	14,445.07	9,923.16
FUND TOTALS				
2022 591 CONSTABLE #1 TIEOSE FUND	3,011.53	.00	585.99	2,425.54
CASH	.49	.00	.00	.49
CASH - CITIZENS NATIONAL	.33	.00	.00	.33
TDOA	.00	.00	.00	.00
MBIA MUNICIPAL INVESTORS SERV	3,011.37	.00	585.99	2,425.38
FUND TOTALS				
2022 592 CONSTABLE #2 TIEOSE FUND	2,692.48	.00	.00	2,692.48
CASH	.00	.00	.00	.00
CASH OTHER	.00	.00	.00	.00
MBIA MUNICIPAL INVESTORS SERV	2,692.48	.00	.00	2,692.48
FUND TOTALS				
2022 593 CONSTABLE #3 TIEOSE FUND	1,359.92	.00	.00	1,359.92
CASH	3,738.50	.00	.00	3,738.50
CASH OTHER - CITY NATIONAL	.00	.00	.00	.00
MBIA MUNICIPAL INVESTORS SERV	5,098.42	.00	.00	5,098.42
FUND TOTALS				
2022 594 CONSTABLE #4 TIEOSE FUND	37.71	.00	.00	37.71
CASH	4,905.22	.14	.00	4,905.36
TIME DEPOSIT ON ACCOUNT	.00	.00	.00	.00
MBIA MUNICIPAL INVESTORS SERV	4,942.93	.14	.00	4,943.07
FUND TOTALS				
2022 595 SHERIFF TIEOSE FUND	2,981.99	350.00	.00	3,331.99
CASH	9,010.07	.27	.00	9,010.34
TDOA	.00	.00	.00	.00
MBIA MUNICIPAL INVESTORS SERV	11,992.06	350.27	.00	12,342.33
FUND TOTALS				
2022 596 DA TIEOSE FUND	2,605.29	.00	.00	2,605.29
CASH	2,605.29	.00	.00	2,605.29
MBIA MUNICIPAL INVESTORS SERV	2,605.29	.00	.00	2,605.29
FUND TOTALS				
2022 600 JUSTICE COURT TECHNOLOGY FUND	7,178.44	560.51	.00	7,738.95
CASH	52,690.29	.00	.00	52,690.29
TIME DEPOSIT ON ACCOUNT	.00	.00	.00	.00
MBIA MUNICIPAL INVESTORS SERV	59,868.73	560.51	.00	60,429.24
FUND TOTALS				
2022 800 CONTRIBUTION RELIEF FUND	.00	.00	.00	.00
CASH	16,082.93	.00	.00	16,082.93
TIME DEPOSIT ON ACCOUNT	16,082.93	.00	.00	16,082.93
FUND TOTALS				
2022 802 VETERAN'S MEMORIAL WALL FUND	.00	.00	.00	.00
CASH	.00	.00	.00	.00
TIME DEPOSIT ON ACCOUNT	.00	.00	.00	.00
FUND TOTALS				
2022 803 HISTORICAL COMMISSION CASH	4,421.85	630.00	50.00	5,001.85
HISTORICAL COMMISSION				

ACCOUNT NAME	BEGINNING CASH BALANCE	CASH RECEIPTS	CASH DISBURSEMENTS	ENDING CASH BALANCE
2022 804 VAN TORNADO-ASSISTANCE VAN TORNADO-ASSISTANCE-CASH VTSST-TIME DEPOSITON ACCOUNT FUND TOTALS	9,707.81	630.16	50.00-	10,287.97
2022 805 FEMA - DEC 2015 STORM CASH TIME DEPOSIT ON ACCOUNT FUND TOTALS	.00	.00	.00	.00
2022 806 FEMA APRIL 2016 STORM CASH TIME DEPOSIT ON ACCOUNT FUND TOTALS	.00	.00	.00	.00
2022 807 HAZARD MITIGATION GRANT CASH TIME DEPOSIT ON ACCOUNT MBA MUNICIPAL INVESTORS SERV FUND TOTALS	.00	.00	.00	.00
2022 808 COURTHOUSE PLANNING GRANT CASH WATER GRANT CASH FUND TOTALS	.00	.00	.00	.00
2022 809 PRETRIAL INTERVENTION PROGRAM CASH TIME DEPOSIT ON ACCOUNT FUND TOTALS	432.43 49,857.07 50,289.50	2,000.00 1.51 2,001.51	1,557.34- .00 1,557.34-	875.09 49,858.58 50,733.67
2022 810 SHERIFF JUSTICE FORFEITURE FUN CASH TIME DEPOSIT ON ACCOUNT FUND TOTALS	870.00 25,454.52 26,324.52	.00 .77 .77	.00 .00 .00	870.00 25,455.29 26,325.29
2022 811 SHERIFF TREASURY FORFEITURE FU CASH TIME DEPOSIT ON ACCOUNT FUND TOTALS	.00 .00 .00	.00 .00 .00	.00 .00 .00	.00 .00 .00
2022 812 CONSTABLE PCT #1 FORFEITURE FU CASH TIME DEPOSIT ON ACCOUNT FUND TOTALS	500.00 .00 500.00	.00 .00 .00	.00 .00 .00	500.00 .00 500.00
2022 813 VOICES - JUV CJD GRANT VOICES - CJD JUV GRANT TIME DEPOSIT ON ACCOUNT FUND TOTALS	15,914.12- .00 15,914.12-	11,581.58 .00 11,581.58	4,134.88- .00 4,134.88-	8,467.42- .00 8,467.42-
2022 814 LOCAL TRUANCY PREVENTION & DIV CASH TIME DEPOSIT ON ACCOUNT	2,050.08 10,000.00	601.97 .00	.00 .00	2,652.05 10,000.00

ACCOUNT NAME	BEGINNING CASH BALANCE	CASH RECEIPTS	CASH DISBURSEMENTS	ENDING CASH BALANCE
2022 815 COVID -19	12,050.08	601.97	.00	12,652.05
CASH	.00	.00	.00	.00
TIME DEPOSIT ON ACCOUNT	.00	.00	.00	.00
MBIA MUNICIPAL INVESTORS SERV	.00	.00	.00	.00
TEXAS CLASS - ARP	.00	.00	.00	.00
FUND TOTALS	.00	.00	.00	.00
2022 816 COUNTY INFRASTRUCTURE FUND GRANT	63,429.42	.00	46,726.22	110,155.64
CASH	.00	.00	.00	.00
TIME DEPOSIT ON ACCOUNT	.00	.00	.00	.00
MBIA MUNICIPAL INVESTORS SERV	.00	.00	.00	.00
FUND TOTALS	63,429.42	.00	46,726.22	110,155.64
2022 817 AMERICAN RESCUE PLAN	5,496,893.14	203.31	.00	5,497,096.45
CASH	.00	.00	.00	.00
TIME DEPOSIT ON ACCOUNT	.00	.00	.00	.00
MBIA MUNICIPAL INVESTORS SERV	.00	.00	.00	.00
TEXAS CLASS INVESTMENT FUND	5,496,893.14	203.31	.00	5,497,096.45
FUND TOTALS	5,496,893.14	203.31	.00	5,497,096.45
GRAND TOTALS	23,117,902.10	4,520,975.88	5,175,438.58	22,463,439.40

ACCOUNT NUMBER	ACCOUNT NAME	DATE	AMOUNT NUMBER	OLD BUDGET AMOUNT	AMENDED BUDGET AMOUNT	AMOUNT OF CHANGE	DESCRIPTION	CLK
2022 010-409-800	CONTINGENCY	10/13/2021	220001	1,000,000.00	994,160.00	5,840.00-	LINE ITEM TRANSFER	MK
2022 010-409-800	CONTINGENCY	10/27/2021	220003	994,160.00	973,460.00	20,700.00-	LINE ITEM TRANSFER	MK
	EXPENDITURES - NON DEPARTMENT		TOTAL AMENDMENTS	2	TOTAL CHANGES	26,540.00-		
2022 010-445-110	COURT REPORTING	11/10/2021	220006	2,500.00	4,500.00	2,000.00	LINE ITEM TRANSFER	MK
2022 010-445-413	COURT TRANSLATORS	11/10/2021	220006	7,500.00	5,500.00	2,000.00-	LINE ITEM TRANSFER	MK
	EXPENDITURES - COUNTY COURT AT		TOTAL AMENDMENTS	2	TOTAL CHANGES	.00		
2022 010-503-420	TELEPHONE (FAX)	10/13/2021	220001	134,800.00	135,640.00	840.00	LINE ITEM TRANSFER	MK
2022 010-503-457	MAINT. & SERVICE C	10/27/2021	220003	257,100.00	267,800.00	10,700.00	LINE ITEM TRANSFER	MK
2022 010-503-572	OFFICE EQUIPMENT	10/13/2021	220001	104,750.00	109,750.00	5,000.00	LINE ITEM TRANSFER	MK
2022 010-503-572	OFFICE EQUIPMENT	10/27/2021	220003	109,750.00	119,750.00	10,000.00	LINE ITEM TRANSFER	MK
	EXPENDITURES-DATA PROCESSING		TOTAL AMENDMENTS	4	TOTAL CHANGES	26,540.00		
2022 021-621-571	EQUIPMENT PURCHASE	10/13/2021	220002	150,000.00	200,000.00	50,000.00	LINE ITEM TRANSFER	MK
2022 021-621-800	CONTRIBUTORY	10/13/2021	220002	264,030.00	214,030.00	50,000.00-	LINE ITEM TRANSFER	MK
	EXPENDITURES - R & B PCT.1		TOTAL AMENDMENTS	2	TOTAL CHANGES	.00		
2022 023-367-000	DONATIONS - GENERA	11/10/2021	220007	.00	1,000.00-	1,000.00-	INCREASE REV & EXP	MK
	EXPENDITURES - R & B PCT.3		TOTAL AMENDMENTS	1	TOTAL CHANGES	1,000.00-		
2022 024-624-335	ROAD & BRIDGE MATE	11/10/2021	220007	1,460,351.00	1,461,351.00	1,000.00	INCREASE REV & EXP	MK
	EXPENDITURES - R & B PCT.4		TOTAL AMENDMENTS	1	TOTAL CHANGES	1,000.00		
2022 024-367-000	GENERAL CONTRIBUTI	10/27/2021	220004	.00	7,680.00-	7,680.00-	LINE ITEM TRANSFER	MK
	EXPENDITURES - PCT.4		TOTAL AMENDMENTS	1	TOTAL CHANGES	7,680.00		
2022 024-624-335	ROAD & BRIDGE MATE	10/27/2021	220004	1,122,397.00	1,130,077.00	7,680.00	LINE ITEM TRANSFER	MK
	EXPENDITURES - PCT.4		TOTAL AMENDMENTS	1	TOTAL CHANGES	7,680.00		
2022 132-560-455	REPAIR & MAINT - F	11/10/2021	220008	2,000.00	2,500.00	500.00	LINE ITEM TRANSFER	MK
2022 132-560-495	MISCELLANEOUS	11/10/2021	220008	15,000.00	14,500.00	500.00-	LINE ITEM TRANSFER	MK
	EXPENDITURES - SHERIFF OFFICE		TOTAL AMENDMENTS	2	TOTAL CHANGES	.00		
2022 552-333-117	ETCOG REIMBURSEMEN	11/05/2021	220005	.00	1,500.00-	1,500.00-	INCREASE REV & EXP BA #1	MK
	EXPENDITURES - PSYCHOLOGICALS-ETC		TOTAL AMENDMENTS	1	TOTAL CHANGES	1,500.00		
2022 552-582-410	PSYCHOLOGICALS-ETC	11/05/2021	220005	.00	1,500.00	1,500.00	INCREASE REV & EXP BA #1	MK



P.O. Box 3188 • Longview, Texas 75606 • 903-237-5500

MEMBER FDIC

EQUAL HOUSING LENDER

Date 10/29/21 Page 1
 PRIMARY ACCOUNT 2
 ENCLOSURES 321

VAN ZANDT COUNTY
 FINANCIAL CLEARING
 121 E DALLAS RM 101
 CANTON TX 75103

C H E C K I N G A C C O U N T

Beginning November 1, our TBTmyWay Customer Service Center hours are changing! Our new hours will be Monday through Friday from 8:15 am to 8:00 pm and Saturday from 8:15 am to 5:00 pm. Contact us at 1-800-263-7013 for your banking and digital needs.

PUBLIC FUNDS CHECKING		NUMBER OF ENCLOSURES	321
ACCOUNT NUMBER	1910512	Statement Dates	10/01/21 thru 10/31/21
PREVIOUS BALANCE	1,212,617.96	DAYS IN STATEMENT PERIOD	31
31 DEPOSITS	2,413,641.69	AVERAGE LEDGER	1,204,926.60
332 CHECKS/DEBITS	2,263,791.23	AVERAGE COLLECTED	1,199,911.68
SERVICE CHARGE	.00		
INTEREST PAID	.00		
CURRENT BALANCE	1,362,468.42		

D E P O S I T S A N D O T H E R C R E D I T S

DATE	DESCRIPTION	AMOUNT
10/01	INV-PAYMTS COMP JUDICIARY CTX	5,000.00
10/01	DEPOSIT	9,568.64
10/04	DEPOSIT	137.78
10/05	PAY VZ CO APPRAISAL PPD	11,470.50
10/05	PAY VZ CO APPRAISAL PPD	68,968.65
10/05	INV-PAYMTS JUVENILE JUSTICE CTX	97,819.80
10/06	INV-PAYMTS TX AGRICULTURE CTX	1,634.35
10/06	DEPOSIT	35,644.12
10/07	DEPOSIT	23,216.54
10/08	INV-PAYMTS GOVERNOR FISCAL CTX	10,954.09
10/08	DEPOSIT	435.40
10/12	DEPOSIT	58,918.32
10/13	INV-PAYMTS CPA STATE FISCAL CTX	55,268.71
10/13	DEPOSIT	12,857.65



P.O. Box 3188 • Longview, Texas 75606 • 903-237-5500
 MEMBER FDIC EQUAL HOUSING LENDER

Date 10/29/21 Page 2
 PRIMARY ACCOUNT
 ENCLOSURES 321

VAN ZANDT COUNTY
 FINANCIAL CLEARING
 121 E DALLAS RM 101
 CANTON TX 75103

PUBLIC FUNDS CHECKING (Continued)

DEPOSITS AND OTHER CREDITS		
DATE	DESCRIPTION	AMOUNT
10/14	WIRE TRANSFER CREDIT VAN ZANDT COUNTY FINANCIAL CLEARING FUND ATTN KENNY EDWARDS 121 E DALLAS ST STE 101 FEDERATED SERVICES COMPANY FEDERATED INVESTORS TOWER PITTSBURGH PA 152223 20211014A1Q002BC006187 20211014MMQFMPJR000072 10141559FT03	500,000.00
10/14	INV-PAYMTS CPA STATE FISCAL CTX	5,244.30
10/14	DEPOSIT	96,660.02
10/19	PAY VZ CO APPRAISAL PPD	128,261.66
10/19	PAY VZ CO APPRAISAL PPD	661,949.62
10/19	DEPOSIT	237,060.12
10/20	INV-PAYMTS TX AGRICULTURE CTX	1,823.00
10/20	DEPOSIT	21,947.18
10/21	DEPOSIT	665.71
10/25	INV-PAYMTS OFC COURT ADMIN CTX	10,986.25
10/25	DEPOSIT	1,587.75
10/26	INV-PAYMTS JUVENILE JUSTICE CTX	80,612.00
10/26	DEPOSIT	13,144.18
10/28	DEPOSIT	16,355.50
10/29	INV-PAYMTS GOVERNOR FISCAL CTX	11,711.49
10/29	LGIP Public Trust Adv PPD	225,000.00
10/29	DEPOSIT	8,738.36



P.O. Box 3188 • Longview, Texas 75606 • 903-237-5500
 MEMBER FDIC EQUAL HOUSING LENDER

Date 10/29/21 Page 3
 PRIMARY ACCOUNT
 ENCLOSURES 321

VAN ZANDT COUNTY
 FINANCIAL CLEARING
 121 E DALLAS RM 101
 CANTON TX 75103

PUBLIC FUNDS CHECKING (Continued)

WITHDRAWALS AND OTHER DEBITS		
DATE	DESCRIPTION	AMOUNT
10/01	PAYMENTS NATIONWIDE PPD	2,875.00-
10/01	USATAXPYMT IRS CCD 220167404315183	72,806.72-
10/04	CHILDSUPP Texas SDU CCD 212740002246197	1,172.39-
10/04	INSURANCE AFLAC CCD 0XH48277435	5,979.88-
10/06	Debt Service Transfer	5,293.02-
10/13	Payroll 10152021	248,509.89-
10/14	Jury Checks	1,878.00-
10/14	Jury Checks	3,300.00-
10/15	VAN ZANDT COUNTY CSCD 0234 WIRE TRANSFER DEBIT TDCJ	4,909.16-
10/15	PAYMENTS NATIONWIDE PPD	2,875.00-
10/15	USATAXPYMT IRS CCD 220168832786425	72,478.96-
10/15	RECEIVABLE TEXAS COUNTY DRS CCD 0333	93,102.84-
10/18	CHILDSUPP Texas SDU CCD 212880002267374	1,172.39-
10/19	Debt Service Transfer	21,737.12-
10/20	FLEET DEBI WEX INC CCD 9100000739575	17,259.35-
10/26	PAYMENT VISA \WEB 400365XXXXX5849	796.97-
10/27	Payroll 10292021	260,809.15-
10/28	PAYMENT BANKCARD \TEL	11,335.98-
10/28	USATAXPYMT IRS CCD 220170154554904	75,461.49-
10/29	DD WEBFILE TAX PYMT CCD 902/04089273	70.00-
10/29	DD WEBFILE TAX PYMT CCD 902/04088730	664.49-
10/29	DD WEBFILE TAX PYMT CCD 902/04088905	670.73-

TEXAS BANK AND TRUST

P.O. Box 3188 • Longview, Texas 75606 • 903-237-5500
 MEMBER FDIC EQUAL HOUSING LENDER

Date 10/29/21 Page 4
 PRIMARY ACCOUNT
 ENCLOSURES 321

VAN ZANDT COUNTY
 FINANCIAL CLEARING
 121 E DALLAS RM 101
 CANTON TX 75103

PUBLIC FUNDS CHECKING

(Continued)

WITHDRAWALS AND OTHER DEBITS			
DATE	DESCRIPTION		AMOUNT
10/29	PAYMENTS NATIONWIDE		3,075.00-
	PPD		
10/29	DD WEBFILE TAX PYMT		13,578.66-
	CCD 902/04088690		
10/29	DD WEBFILE TAX PYMT		34,358.97-
	CCD 902/04088662		
10/29	DD WEBFILE TAX PYMT		67,501.23-
	CCD 902/04089191		

CHECKS IN NUMERICAL ORDER						
DATE	CHECK NO	AMOUNT	DATE	CHECK NO	AMOUNT	
10/22	6856	140.00	10/06	76711	68.18	
10/12	76120*	106.46	10/07	76712	25.53	
10/04	76276*	90.00	10/05	76713	43,060.75	
10/12	76327*	106.46	10/05	76714	7,519.38	
10/01	76430*	65.77	10/04	76715	1,095.64	
10/06	76454*	140.53	10/12	76716	260.00	
10/01	76525*	136.00	10/07	76717	50,467.80	
10/04	76568*	456.96	10/07	76718	38.47	
10/01	76573*	1,998.00	10/13	76719	281.82	
10/06	76583*	90.00	10/05	76720	717.00	
10/12	76605*	115.21	10/06	76721	285.78	
10/12	76622*	106.46	10/06	76723*	4,895.68	
10/22	76627*	535.50	10/07	76724	5,914.75	
10/06	76647*	564.27	10/12	76725	157.66	
10/01	76667*	1,363.10	10/06	76726	134.49	
10/01	76693*	51.20	10/12	76727	443.04	
10/05	76698*	3,281.25	10/08	76728	810.00	
10/07	76700*	40.90	10/06	76729	2,500.00	
10/06	76701	38.52	10/05	76730	25.53	
10/13	76703*	258.52	10/05	76731	7,695.00	
10/04	76704	372.00	10/05	76732	2,906.00	
10/05	76706*	952.50	10/08	76733	1,100.00	
10/05	76707	797.56	10/12	76734	25.53	
10/12	76708	500.00	10/07	76735	4,620.23	
10/05	76709	350.00	10/04	76736	24,781.00	
10/05	76710	1,245.00	10/05	76737	176.37	

* Indicates break in check number sequence



P.O. Box 3188 • Longview, Texas 75606 • 903-237-5500

MEMBER FDIC

EQUAL HOUSING LENDER

Date 10/29/21
 PRIMARY ACCOUNT
 ENCLOSURES

Page 5
 321

VAN ZANDT COUNTY
 FINANCIAL CLEARING
 121 E DALLAS RM 101
 CANTON TX 75103

PUBLIC FUNDS CHECKING

(Continued)

CHECKS IN NUMERICAL ORDER

DATE	CHECK NO	AMOUNT	DATE	CHECK NO	AMOUNT
10/05	76738	290.00	10/05	76777	500.00
10/06	76739	3,990.00	10/05	76778	11.02
10/19	76740	25.53	10/05	76779	13,828.87
10/05	76741	546.00	10/07	76780	1,692.00
10/06	76742	17,754.89	10/04	76781	822.00
10/05	76743	196.50	10/05	76782	240.00
10/12	76744	75.00	10/08	76783	2,250.00
10/08	76745	9.19	10/05	76785*	9,780.00
10/05	76746	1,100.00	10/07	76786	154.75
10/05	76747	481.29	10/05	76787	76.08
10/07	76748	324.00	10/05	76788	6,675.00
10/08	76749	1,334.28	10/25	76789	4,515.00
10/04	76750	159.00	10/05	76790	631.24
10/05	76751	18,475.66	10/12	76791	4,670.00
10/05	76752	2,150.00	10/05	76792	2,753.86
10/12	76753	50.77	10/05	76793	209.20
10/06	76754	516.04	10/06	76794	42.50
10/05	76755	393.20	10/05	76795	31.00
10/07	76756	222.55	10/07	76796	2,638.86
10/12	76757	2,551.04	10/12	76797	3,195.47
10/06	76758	149.99	10/12	76799*	700.00
10/04	76759	1,597.96	10/12	76800	2,566.00
10/05	76760	88.12	10/07	76801	1,400.00
10/01	76761	260.00	10/04	76802	2,434.07
10/05	76762	1,936.83	10/05	76803	36,721.54
10/06	76763	17,073.60	10/06	76804	1,674.62
10/06	76764	140.00	10/12	76805	1,815.68
10/05	76765	384.82	10/07	76806	1,050.00
10/05	76766	41.99	10/05	76807	8,333.65
10/05	76767	749.00	10/05	76808	114,228.97
10/06	76768	1,300.00	10/08	76809	1,350.00
10/05	76769	999.60	10/05	76810	200.00
10/05	76770	668.47	10/05	76811	141.38
10/05	76771	404.86	10/07	76812	777.26
10/06	76772	2,685.00	10/08	76813	141.92
10/06	76773	60.00	10/08	76815*	151.96
10/06	76774	65.97	10/06	76816	132.00
10/13	76775	25.53	10/15	76817	61.93
10/06	76776	300.00	10/15	76818	25.53

* Indicates break in check number sequence

TEXAS BANK AND TRUST

P.O. Box 3188 • Longview, Texas 75606 • 903-237-5500
 MEMBER FDIC EQUAL HOUSING LENDER

Date 10/29/21 Page 6
 PRIMARY ACCOUNT
 ENCLOSURES 321

VAN ZANDT COUNTY
 FINANCIAL CLEARING
 121 E DALLAS RM 101
 CANTON TX 75103

PUBLIC FUNDS CHECKING

(Continued)

CHECKS IN NUMERICAL ORDER					
DATE	CHECK NO	AMOUNT	DATE	CHECK NO	AMOUNT
10/06	76820*	57.94	10/25	76862	500.00
10/05	76821	296.53	10/25	76863	325.00
10/18	76822	440.00	10/14	76864	34.00
10/05	76823	528.00	10/15	76866*	2,100.00
10/05	76824	3,937.08	10/19	76867	2,911.38
10/05	76825	16,005.33	10/19	76868	73.75
10/08	76826	3,720.00	10/18	76869	190.63
10/18	76827	25.53	10/19	76870	43,679.10
10/05	76828	77.66	10/21	76871	120.60
10/07	76829	373.70	10/22	76873*	360.00
10/05	76830	6,912.69	10/19	76874	7,360.00
10/05	76831	76.41	10/20	76875	20,479.19
10/05	76832	2,068.58	10/20	76876	44.63
10/05	76834*	25,526.00	10/18	76877	1,546.10
10/05	76835	2,047.37	10/20	76878	3,537.57
10/13	76836	289.23	10/27	76879	33.66
10/18	76837	884.51	10/25	76880	1,584.45
10/15	76838	106.42	10/25	76881	3,169.86
10/18	76839	44.93	10/29	76882	100.49
10/12	76840	6,306.40	10/19	76883	145.00
10/14	76841	557.55	10/18	76884	60.00
10/14	76842	68.26	10/21	76885	1,250.25
10/15	76843	689.55	10/26	76886	7,503.00
10/14	76844	1,199.95	10/20	76887	500.00
10/13	76845	306.00	10/28	76888	300.00
10/15	76846	22.88	10/18	76890*	4,620.00
10/13	76847	765.32	10/19	76891	2,337.00
10/15	76848	36.39	10/21	76892	3,108.39
10/19	76849	225.60	10/19	76893	6,936.00
10/20	76850	250.00	10/20	76894	3,240.00
10/20	76851	800.00	10/19	76895	750.00
10/20	76852	150.00	10/22	76896	1,000.00
10/20	76853	300.00	10/21	76897	860.00
10/19	76854	1,269.14	10/22	76898	6,300.00
10/19	76855	138.74	10/25	76899	2,105.17
10/19	76857*	595.00	10/18	76900	3,079.13
10/21	76858	1,255.39	10/20	76901	1,500.00
10/18	76860*	3,441.44	10/19	76902	1,250.00
10/19	76861	200.00	10/19	76903	195.00

* Indicates break in check number sequence



P.O. Box 3188 • Longview, Texas 75606 • 903-237-5500

MEMBER FDIC

EQUAL HOUSING LENDER

Date 10/29/21
 PRIMARY ACCOUNT
 ENCLOSURES

Page 7
 321

VAN ZANDT COUNTY
 FINANCIAL CLEARING
 121 E DALLAS RM 101
 CANTON TX 75103

PUBLIC FUNDS CHECKING

(Continued)

CHECKS IN NUMERICAL ORDER					
DATE	CHECK NO	AMOUNT	DATE	CHECK NO	AMOUNT
10/20	76904	72.71	10/19	76948	1,390.00
10/20	76905	8,902.97	10/19	76949	500.00
10/19	76906	25.00	10/19	76950	68,925.36
10/19	76907	2,535.65	10/19	76951	110.85
10/20	76908	704.24	10/22	76952	225.00
10/26	76909	1,430.00	10/19	76953	57,855.66
10/19	76910	595.23	10/22	76954	245.00
10/20	76911	474.67	10/19	76955	750.00
10/21	76912	650.00	10/21	76956	799.57
10/13	76913	57.87	10/26	76957	600.00
10/19	76914	381.44	10/21	76958	85.00
10/22	76915	548.55	10/19	76959	5,922.00
10/19	76916	18.85	10/21	76960	203.49
10/26	76917	260.00	10/20	76961	171.48
10/19	76918	3,223.80	10/26	76963*	48.95
10/19	76919	2,750.00	10/19	76964	1,320.00
10/19	76920	4,775.99	10/20	76965	5,000.00
10/21	76921	738.00	10/19	76966	32,660.88
10/25	76922	1,470.84	10/21	76968*	2,466.50
10/14	76923	966.00	10/20	76969	1,350.00
10/19	76924	5,956.00	10/14	76996*	64,763.91
10/20	76925	60.00	10/20	76997	85.00
10/20	76926	2,021.76	10/21	76998	110.00
10/22	76927	48,067.68	10/20	76999	88.08
10/18	76928	10,740.00	10/20	77000	350.52
10/19	76929	13,224.00	10/19	77001	285.93
10/22	76930	3,475.25	10/19	77002	1,149.00
10/21	76931	352.37	10/22	77003	155.91
10/19	76932	62.40	10/21	77004	8.19
10/21	76934*	144.98	10/21	77006*	68.00
10/19	76935	1,057.78	10/21	77007	116.60
10/14	76936	48.50	10/20	77008	30.00
10/22	76938*	282.52	10/22	77009	450.00
10/20	76939	1,948.27	10/22	77010	1,036.90
10/20	76940	464.57	10/19	77011	50.00
10/18	76941	7,967.50	10/20	77012	1,677.00
10/19	76942	305.00	10/19	77013	250.00
10/27	76946*	33.00	10/20	77014	1,401.00
10/19	76947	500.00	10/20	77015	75.00

* Indicates break in check number sequence



P.O. Box 3188 • Longview, Texas 75606 • 903-237-5500

MEMBER FDIC

EQUAL HOUSING LENDER

Date 10/29/21
 PRIMARY ACCOUNT
 ENCLOSURES

Page 8
 321

VAN ZANDT COUNTY
 FINANCIAL CLEARING
 121 E DALLAS RM 101
 CANTON TX 75103

PUBLIC FUNDS CHECKING

(Continued)

CHECKS IN NUMERICAL ORDER					
DATE	CHECK NO	AMOUNT	DATE	CHECK NO	AMOUNT
10/26	77016	87.02	10/21	77027*	96.00
10/20	77017	425.00	10/27	77036*	3,407.84
10/20	77018	100.00	10/29	77037	67.59
10/22	77019	4,000.00	10/26	77044*	564.00
10/28	77020	87.66	10/29	77049*	55.00
10/20	77021	25.98	10/29	77053*	51.97
10/22	77022	131,993.94	10/28	77058*	14,807.05
10/19	77023	2,751.63	10/27	77136*	654.00
10/26	77024	40.00	10/29	77141*	33.00
10/29	77025	1,064.28	10/29	77212*	440.00

* Indicates break in check number sequence

DAILY BALANCE INFORMATION					
DATE	BALANCE	DATE	BALANCE	DATE	BALANCE
10/01	1,147,630.81	10/13	721,719.15	10/22	1,507,994.39
10/04	1,108,807.69	10/14	1,250,807.30	10/25	1,506,898.07
10/05	937,596.50	10/15	1,074,398.64	10/26	1,589,324.31
10/06	914,921.95	10/18	1,040,186.48	10/27	1,324,386.66
10/07	868,397.69	10/19	1,768,297.07	10/28	1,238,749.98
10/08	868,919.83	10/20	1,718,578.26	10/29	1,362,468.42
10/12	904,086.97	10/21	1,706,810.64		

END OF STATEMENT

TexPool Participant Services
 1001 Texas Avenue, Suite 1150
 Houston, TX 77002

RECEIVED
 April Tawater

NOV 08 2021

Deputy Treasurer
 Van Zandt County



Participant Statement

Statement Period **10/01/2021 - 10/31/2021**

Page 1 of 2

Customer Service 1-866-TEX-POOL
 Location ID
 Investor ID 000009623

VAN ZANDT COUNTY
 FINANCIAL CLEARING FUND
 ATTN KENNY EDWARDS
 121 E DALLAS ST STE 101
 CANTON TX 75103-1496

TexPool Update

The Summary Statement feature, located on the Statements tab, allows you to view or download one document that summarizes all of your TexPool and TexPool Prime accounts. To include additional dates in the summary, select the Custom Summary Statement.

TexPool Summary

Pool Name	Beginning Balance	Total Deposits	Total Withdrawals	Total Interest	Current Balance	Average Balance
Texas Local Government Investment Pool	\$6,393,740.95	\$0.00	\$500,000.00	\$183.46	\$5,893,924.41	\$6,103,436.12
Total Dollar Value	\$6,393,740.95	\$0.00	\$500,000.00	\$183.46	\$5,893,924.41	

Portfolio Value

Pool Name	Pool/Account	Market Value (10/01/2021)	Share Price (10/31/2021)	Shares Owned (10/31/2021)	Market Value (10/31/2021)
Texas Local Government Investment Pool	1	\$6,393,740.95	\$1.00	5,893,924.410	\$5,893,924.41
Total Dollar Value		\$6,393,740.95			\$5,893,924.41

Interest Summary

Pool Name	Pool/Account	Month-to-Date Interest	Year-to-Date Interest
Texas Local Government Investment Pool		\$183.46	\$2,250.71
Total		\$183.46	\$2,250.71



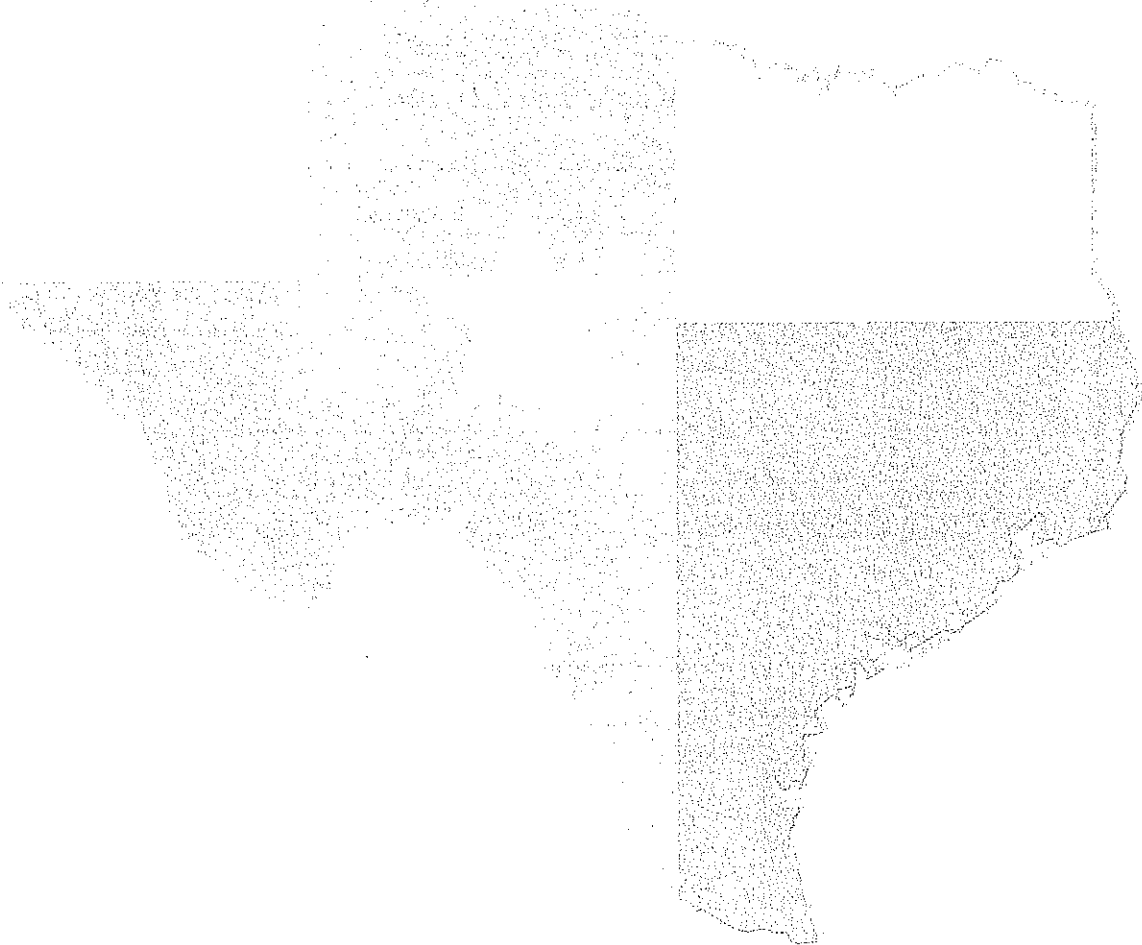
Transaction Detail


Texas Local Government Investment Pool

Participant: VAN ZANDT COUNTY

Pool/Account:

Transaction Date	Settlement Date	Transaction Description	Transaction Dollar Amount	Share Price	Shares This Transaction	Shares Owned
10/01/2021	10/01/2021	BEGINNING BALANCE	\$6,393,740.95	\$1.00		6,393,740.950
10/14/2021	10/14/2021	WITHDRAWAL	\$500,000.00-	\$1.00	500,000.000-	5,893,740.950
10/29/2021	10/29/2021	MONTHLY POSTING	\$183.46	\$1.00	183.460	5,893,924.410
Account Value as of 10/31/2021			\$5,893,924.41	\$1.00		5,893,924.410





0000178-0001067 PDF 354098
 Van Zandt County
 121 East Dallas Street Room 101
 Canton, TX 75103

Summary Statement

October 31, 2021
 Page 1 of 4
 Investor ID: _____

Texas CLASS


Texas CLASS

Average Monthly Yield: 0.0435%

	Beginning Balance	Contributions	Withdrawals	Income	Income	Average Daily Balance	Monthly Balance
FINANCIAL CLEARING	10,465,879.62	0.00	225,000.00	386.24	6,316.84	10,437,051.25	10,241,265.86
American Rescue Plan	5,496,893.14	0.00	0.00	203.31	1,124.45	5,497,000.27	5,497,096.45
TOTAL	15,962,772.76	0.00	225,000.00	589.55	7,441.29	15,934,051.52	15,738,362.31

Tel: (800) 707-6242

<https://www.texasclass.com/>



Account Statement

October 31, 2021

Page 2 of 4

Account Number:

FINANCIAL CLEARING

Account Summary

Average Monthly Yield: 0.0435%

Transaction Date	Transaction Description	Contributions & Income Earned	Withdrawals	Balance	Transaction Number
10/01/2021	Beginning Balance	10,465,879.62		10,465,879.62	
10/28/2021	Withdrawal		225,000.00		5312783
10/31/2021	Ending Balance			10,241,265.86	

Transaction Activity

Transaction Date	Transaction Description	Contributions & Income Earned	Withdrawals	Balance	Transaction Number
10/01/2021	Beginning Balance	10,465,879.62		10,465,879.62	
10/28/2021	Withdrawal		225,000.00		5312783
10/31/2021	Ending Balance			10,241,265.86	

Tel: (800) 707-6242

<https://www.texasclass.com/>



American Rescue Plan

Account Statement

October 31, 2021

Page 3 of 4

Account Number: .

Account Summary

Average Monthly Yield: 0.0435%

Transaction Date	Transaction Description	Contributions & Income Earned	Withdrawals	Balance	Transaction Number
10/31/2021	Income Dividend Reinvestment	203.31		5,497,096.45	
10/31/2021	Ending Balance			5,497,096.45	

Transaction Activity

Transaction Date	Transaction Description	Contributions & Income Earned	Withdrawals	Balance	Transaction Number
10/31/2021	Beginning Balance			5,496,893.14	
10/31/2021	Income Dividend Reinvestment	203.31		5,497,096.45	
10/31/2021	Ending Balance			5,497,096.45	

Tel: (800) 707-6242

<https://www.texasclass.com/>



Texas CLASS

Texas CLASS

Date	Dividend Rate	Daily Yield
10/01/2021	0.000000000	0.0413%
10/02/2021	0.000000000	0.0413%
10/03/2021	0.000000000	0.0413%
10/04/2021	0.000001165	0.0425%
10/05/2021	0.000000000	0.0430%
10/06/2021	0.000001169	0.0427%
10/07/2021	0.000000000	0.0430%
10/08/2021	0.000004712	0.0430%
10/09/2021	0.000000000	0.0430%
10/10/2021	0.000000000	0.0430%
10/11/2021	0.000000000	0.0436%
10/12/2021	0.000001243	0.0453%
10/13/2021	0.000000000	0.0450%
10/14/2021	0.000000000	0.0450%
10/15/2021	0.000000000	0.0450%
10/16/2021	0.000000000	0.0458%
10/17/2021	0.000001256	0.0458%
10/18/2021	0.000000000	0.0443%
10/19/2021	0.000001244	0.0443%
10/20/2021	0.000001214	0.0430%
10/21/2021	0.000001178	0.0424%
10/22/2021	0.000003486	0.0424%
10/23/2021	0.000000000	0.0424%
10/24/2021	0.000000000	0.0424%
10/25/2021	0.000001197	0.0437%
10/26/2021	0.000001196	0.0436%
10/27/2021	0.000001205	0.0445%
10/28/2021	0.000001219	0.0445%
10/29/2021	0.000000000	0.0466%
10/30/2021	0.000000000	0.0466%
10/31/2021	0.000000000	0.0466%

Performance results are shown net of all fees and expenses and reflect the reinvestment of dividends and other earnings. Many factors affect performance including changes in market conditions and interest rates and in response to other economic, political, or financial developments. Investment involves risk including the possible loss of principal. No assurance can be given that the performance objectives of a given strategy will be achieved. Past performance is no guarantee of future results. Any financial and/or investment decision may incur losses.

Tel: (800) 707-6242

<https://www.texasclass.com/>